

# MAILING SYSTEM



## *DS-100*



Our DS-100 System offers total flexibility in today's mail processing market place.

It can be configured to almost any application, from a single document, up to a highly sophisticated multi-station installation, each running speeds of up to 2000 filled envelopes per hour. It is capable of processing documents from 6 different hoppers, with a total pack thickness of up to 6mm.

The DS-100 is a highly durable system, designed and built for performance, reliability and exceptional value.



## Control Panel

The DS-100 has a large, simple-to-use graphical display and control panel, which guides you through every step of the operation.



By remembering your most common document types, the Select & Go function will enable you to program new jobs in seconds. Up to 20 applications can be saved and recalled by name.

## Document Security

The hopper on the DS-100 is equipped with an infra-red electronic double document detection system. This accurately measures both the thickness and length of each document, ensuring the integrity of your mailings.

## Card Folder

Once the cards and carriers have been securely matched, they are passed to the DS-100 to be folded and inserted. The unique folding system allows the carrier to be folded in Z, C or V formats depending on the type of envelopes to be used.

Utilizing other folders and feeders from the DS-100 range, up to 6 further inserts may be added to the carrier before insertion.

## Insert Feeder for 1/3 of A4 sheet

Our high capacity insert feeder holds up to 300 mail pieces and features a unique separator that can easily cope with a wide variety of inserts from a single 60 gsm document up to a 4mm thick booklet. The hopper may be loaded during running in order to maximize efficiency.



## Tower Feeder

The tower feeder allows two different inserts to be loaded without requiring more valuable space. Each hopper has a capacity of over 200 documents.





## A4 Feeder & Folder

Our powerful and versatile A4 feeder & folder is capable of producing all fold types for documents with virtually any address position. All folds are set automatically when a job is programmed. It is available with either 1 hopper providing cascade capability and a maximum capacity of 500 sheets.

It also enables the DS-100 to work in off-line modality (not linked to the MS10 card mailing system) to allow the production of bank statements.



## Envelope Feeder

With a hopper holding over 400 envelopes. Which can be reloaded without stopping the system, the DS-100 handles sizes such as DL and C5, with ease. All internal guides and controls are adjusted automatically, each time an application is selected.



## Output Conveyor

When processing larger volumes, an output conveyor is available to stack filled envelopes in their correct order.



## Easy Access

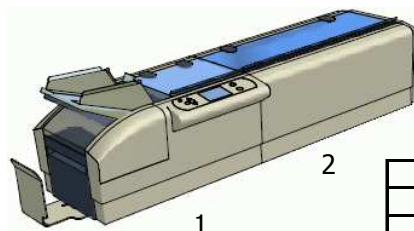
A key feature of the DS-100 is that your documents are easily accessible, wherever they are in the system.



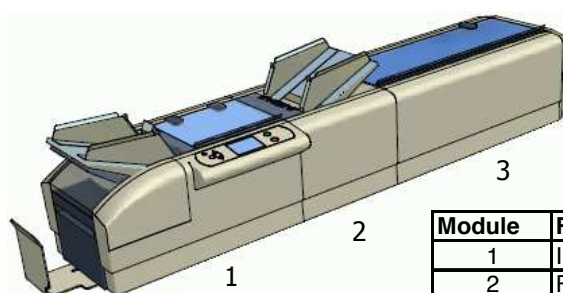


## Configuration Options

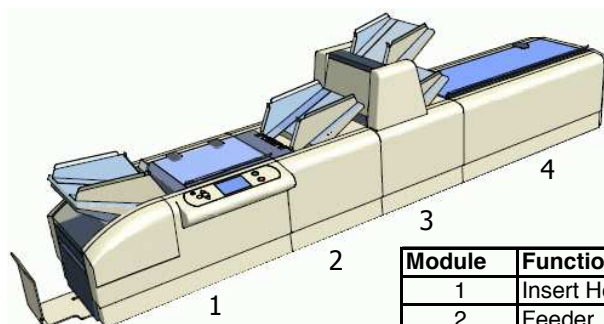
(Configuration examples are not exhaustive - secondary modules are freely configurable)



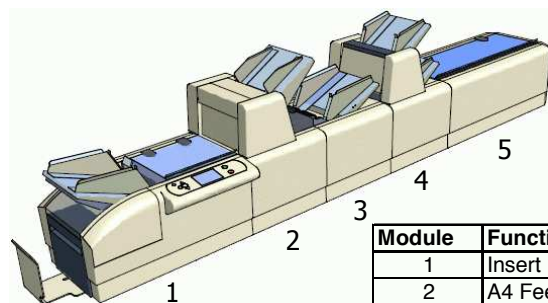
Module	Function
1	Insert Head
2	Card Folder



Module	Function
1	Insert Head
2	Feeder
3	Card Folder



Module	Function
1	Insert Head
2	Feeder
3	Tower Feeder
4	Card Folder



Module	Function
1	Insert Head
2	A4 Feeder
3	Feeder
4	Tower Feeder
5	Card Folder

## Technical Features

- 1-3 feed modules (up to 6 hoppers)
- Handless stationery from 80gsm to 4mm thick booklets
- Inserts collated packs up to 6 mm thick
- Fully automatic fold and envelope settings
- 20 user programmable job memories
- Cycles at up to 2000 filled envelopes per hour
- Advanced operator interface
- Advanced double document calibration

### Inserting Head

- Envelope size:
  - Depth: 89mm – 165mm
  - Width: 152mm – 264mm
- Insert pack thickness: 6mm
- Cycle speed: up to 4500 per hour

### Card Folder Specification

- Fold Types:
  - Z fold & V Fold capable (C fold and double V fold possible future developments)
- Carrier Size:
  - up to 216mm wide by up to 406mm long (Depending on fold type)
- Cards/ Carrier:
  - Up to 4 cards, middle and lower panel only
- Attachment: Cards must be stuck securely on to carrier.
- Paper Weight: min 80gsm – 100gsm max
- Speed: Up to 2000 per hour
- Communication Interface: RS 232 serial connection to card issuance system

### Insert Feeder

- Material size:
  - Depth: 76mm – 152mm
  - Width: 140mm – 242mm
- Minimum weight: 60gsm single sheet
- Maximum thickness: 4mm

### Folder

- Material size:
  - Depth: 140mm – 406mm
  - Width: 140mm – 228mm
- Weight: 60gsm – 120 gsm single sheet
- Up to 8 sheets 80gsm

### Conveyor's Dimensions:

- LxWxH: 1100 x 260 x 820 mm
- LxWxH: 1850 x 260 x 820 mm

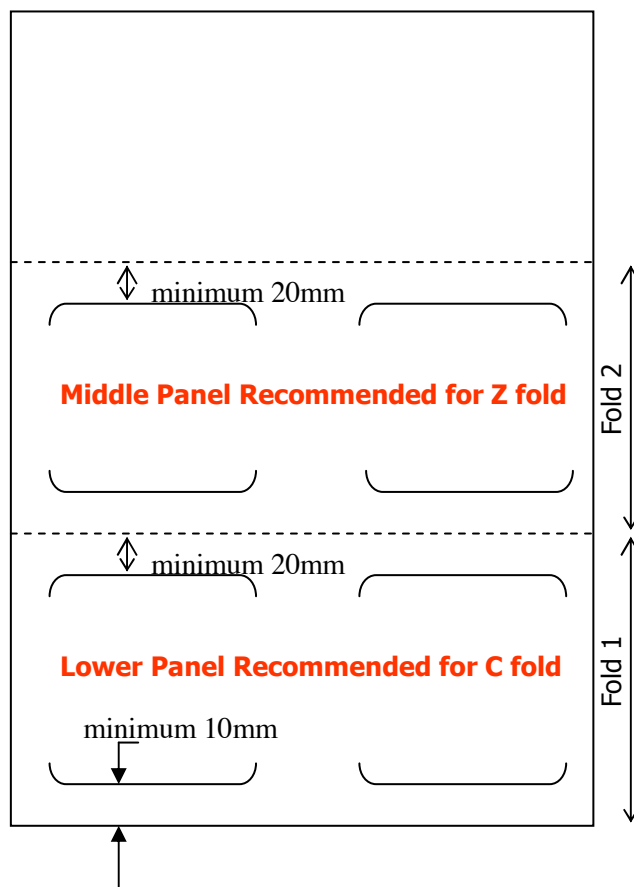
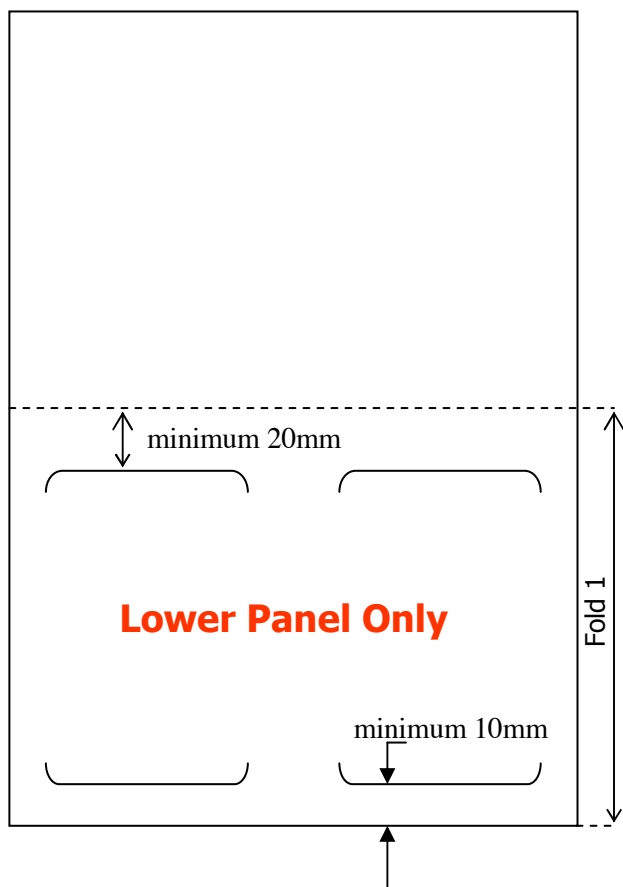
Data subject to change without notice All trademarks stated are the property of their respective owners. V. 1.0



## V Fold


## Card Positioning

## Z and C Fold




## A4 Folding Modalities

### Z Fold



### C Fold



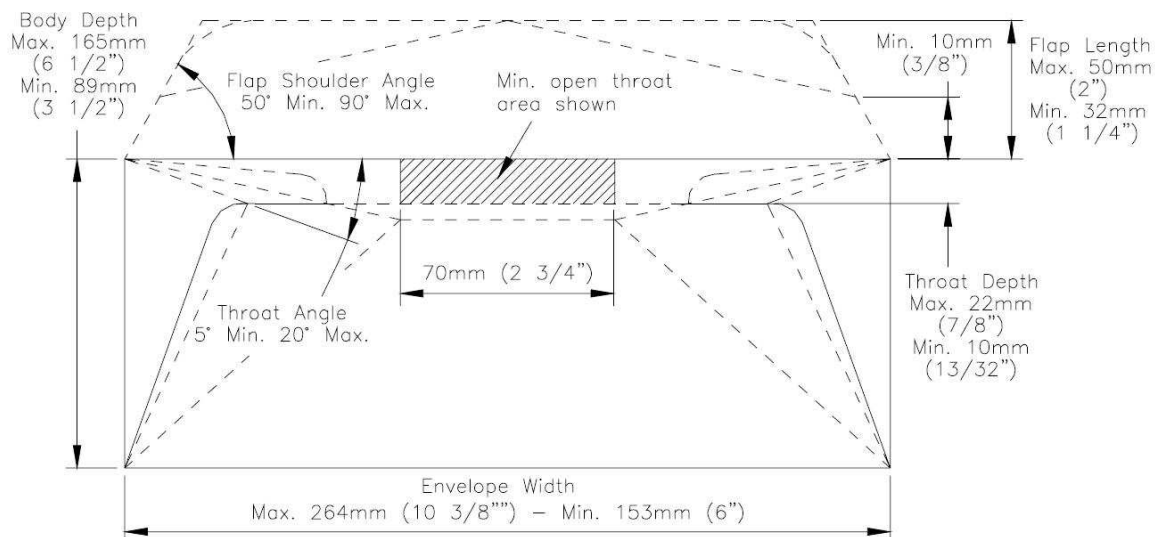
### V Fold





<b>MTRR</b>	Target 1 hour on normal fix areas
<b>Technical Training</b>	5 days
<b>Spare Parts</b>	Listing provided in the parts manual

## Envelope Specification



**Envelope Weight:** 70gsm (18lbs bond) min., 100gsm (26lbs bond) max.

**Hopper Capacity:** 350 - 400 of 80gsm (20lbs bond) envelopes.

### **General Requirements**

Windows must be securely gummed.

Side seams must be glued to the top.

Pre-scored flap crease to enable the envelope to open flat.

No twisting, curling or distortion evident.

Matt and semi-gloss finishes are acceptable. Gloss finishes require approval from Technical Support Dept.

Envelopes not meeting the above requirements may be acceptable, subject to testing and approval by Technical Support Dept. Envelopes not meeting the above requirements may affect the machine performance.